
	REAL SPECIAL TIMES	
<p><u>In this issue:</u> Page 1: Real Special news Page 2: Featured websites Page 3: Edith's column and Sudoku Page 4: Easy recipe, Sudoku solution</p> <p style="text-align: center;">Real Special News</p> <p style="text-align: center;">Prize draw</p> <p>In support of Dyslexia Action week in June, we have been running a prize draw to win a copy of Nessy Games Player. Everyone who orders during June is automatically entered. The winning name will be drawn at random soon. The result will be in our next newsletter and on our website.</p> <p style="text-align: center;">Special Low Prices on Behaviour Software</p> <p>We are delighted to say we have special lower prices on the Surer Steps behaviour software products from 1st July. The products help promote positive reinforcement of desired behaviours.</p> <p>The prices represent fantastic value as they are for school site licences (except for Home Trackmaker), meaning you can install them on as many computers as you like in the same school without any further cost!</p> <p>The product range can be used to:</p> <ul style="list-style-type: none">• Support behaviour targets on an IEP (Individual Education Plan).• Get a difficult group or class to work towards a common goal.• Reinforce school or classroom rules.• Record an individual's progress.• Help children who have difficulty coping with change (visual timetable).	<p>Most products are suitable for primary aged students and those with learning delay and other special needs (e.g. autism), although the Secondary Trackmaker is specifically created for high-schools.</p> <p>The product range comprises of:</p> <p>Visual Timetable. Now reduced by \$40 (before GST)</p> <p>Behaviour Trackmaker Plus (for primary schools). Now reduced by \$30 (before GST)</p> <p>Secondary Trackmaker (for high schools). New product.</p> <p>Reward Tracks (for devising group goals). Now reduced by \$15 (before GST)</p> <p>Reward Maps (for setting individual and group goals). Now reduced by \$10 (before GST)</p> <p>Primary Rules Posters (print off posters for class rules). Now reduced by \$15 (before GST)</p> <p>Home Trackmaker (goals in the home). Now reduced by \$15 (before GST)</p> <p>All-in-One. Special priced multipack of 5 products. (Does not include Home TrackMaker). Now reduced by \$90 (before GST).</p> <p>To order, or for more details of all Surer Steps products, please see the Behaviour Section of our website.</p>	

Featured websites



<http://www.do2learn.com/>

The home page of do2learn has great free resources, e.g. the Social Skills Toolbox has three amazing sections to help students improve communication skills and / or social behavior.

Communication Skills include:

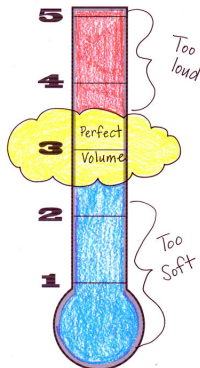
- Appropriate topics
- Tone of voice and volume control
- Participating in reciprocal conversation
- Responding to questions
- Waiting your turn to speak

Social Behaviour Topics include:

- Sharing space and materials
- Waiting
- Turn taking
- Trying new things
- Respecting the ideas of others
- Choosing friends

The **Graphic Organizers and Tools**

section has great printable resources:
Concept maps
Decision making guide
Relationship targets
Behavioural thermometer (see below)



<http://tutpup.com/>

Tutpup is a free fun educational games website where primary age students can compete against other kids from all over the World - click on their Trophy Hall of fame icon to see the all countries participating.

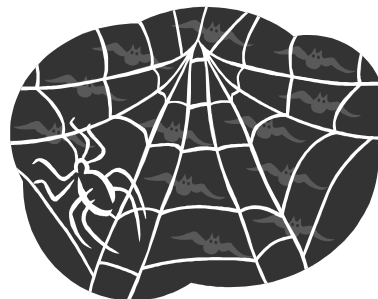
Games include:

- Maths: Add, subtract, multiply or divide numbers in a race against the clock
- Algebra: Numbers are replaced by letters, find the variable
- Spelling: Listen to a spoken word and spell it out, beat your opponent and the clock
- Times table: Multiplication game for the numbers 2 - 12



<http://www.speechtherapygames.com>

Perkilou is a website designed by Dina Peters SLT and, although you can download and buy some resources she gives several free one in her Freebies section. There are free printable books, language and fluency, worksheets, printable board games, spider web worksheets, PowerPoint games etc.



Edith the poodle

Hi, I'm Edith, the Real Special mascot.



The weather in New Zealand has been so cold that I have been keeping myself warm with thick woollies. This red and gold knit cable sweater / jumper looks very Christmassy (so do the nearby hills with their snow-topped peaks!). Even Bobby (my new dog brother – or should I say “bother”) has been given a coat to wear in a very snazzy herringbone pattern!



A while ago I put a link to some free dog clothes patterns with the idea that my mum could try out her knitting skills on me then make more little jumpers for the SPCA. Unfortunately she is too slow (knit one, drop one!) so it's a good job other people are quicker. It has been so cold that a knitting frenzy has taken place to provide coats for homeless puppies and kittens.

The Kapiti SPCA branch has about 100 knitted puppy jumpers delivered! I am sure any SPCA branch would welcome donations of puppy coats –if you fancy making some, the link to some free knitting and crochet patterns from the Wellington SPCA is below.

<http://www.wellingtonspca.org.nz/how-you-can-help/hands-on-help/puppy-jumpers>

Just for fun: Dog jokes.

Q: Why don't dogs make good dancers?

A: Because they have two left feet

Q: What clothes does a pet dog wear?

A: A petticoat!

Q: What happened to the dog that ate nothing but garlic?

A: His bark was worse than his bite!

Sudoku

Good luck! The solution is on page 4.

	8	5	2				
				4			
1	2		3			5	
				5			4
7			1		4		3
6				9			
		3			1		9 5
				7			
					9	1	6

Easy recipe: Fruit Crumble

Crumble is one of the most "comforting" winter desserts. You can use a wide range of fruits for the base, e.g. apples, feijoas, rhubarb, berries (one of my favourites is a mixture of apples and berries!) Using cans of fruit makes this recipe even easier.

There are many recipes on the internet but this is my own simplified version - the oats make it really crunchy!



Ingredients:

1 cup plain flour
1 cup brown sugar
150g butter
1 cup rolled oats
Approx 8 apples, stewed.

This recipe makes 2 fruit crumbles but you could halve it for just one.

Method:

Preheat the oven to a moderate heat, approx 180c.

First, prepare enough fruit to make a nice thick layer covering the base of two pie dishes e.g. core 8 apples, cut them into small cubes and cook for approx 10 minutes in a small amount of water until soft.

Mix the flour, brown sugar and rolled oats together in a bowl.

Next mix the butter into the flour, sugar and oats until it resembles clumpy breadcrumbs (if it is a bit too sticky, just add a few more oats).

Sprinkle the crumble topping over the fruit bases of both dishes.
Bake the crumbles for 30 - 40 minutes in moderate oven 180c (356F) until golden and crunchy on top.
Serve warm with cream, ice-cream or custard.

Each crumbles makes 4 - 6 servings.
The photo above is a serving from a crumble cut into 4.

Sudoku solution (from page 3)

4	8	5	2	1	6	3	7	9
3	7	6	9	4	5	8	2	1
1	2	9	3	8	7	5	4	6
9	3	8	7	5	2	6	1	4
7	5	2	1	6	4	9	8	3
6	1	4	8	9	3	2	5	7
8	6	3	4	2	1	7	9	5
5	9	1	6	7	8	4	3	2
2	4	7	5	3	9	1	6	8

Orders

To order any of the items features in our newsletter, please go to www.realspecial.co.nz or email carole@realspecial.co.nz

Postage: \$5 per order within NZ

Subscription notice. You have received this free newsletter because you have requested to subscribe to it - thank you. *We respect your privacy so none of your details will be passed to other agencies. If you have received this newsletter in error or do not wish to receive future editions, please email: newsletter@realspecial.co.nz to unsubscribe or phone us on 03 540 2804 and we will arrange this for you. We welcome your feedback - if you have any comments or contributions for the newsletter, you can also contact us via the same email address or phone number.*