

## Real Special Times

### In this issue:

**Page 1:** Real Special news


**Page 2:** Featured websites, Sudoku puzzle

**Page 3:** Edith's column and jokes

**Page 4:** Recipe – Guacamole and chips, Sudoku solution

### Real Special News

The big news is that Tony and Carole are going to the UK next month to attend a conference on Special Educational Needs. They hope to come back with information on new educational research and products to help those with learning difficulties. Enquiries and orders in New Zealand will be dealt with as usual by staff here and Tony and Carole will still be available by email.




### Special Offer

**Nessy BrainBooster** (in Study skills / Memory section of website)

**Got exams coming up?** BrainBooster helps you study and revise. Appropriate learning style strategies and presentations are provided for: Organisation and exam techniques, revision and mind maps, reading and speed reading, writing: planning, summarising and writing for different purposes. Suitable for school and home for ages 13+ and for those with SLD.


BrainBooster will be on special at \$120 + GST until 30.11.06 to coincide with NZ college exams.



### 3 New Products!

(all listed in New Products on our site)

**Nessy Games Player** (also in Reading / Spelling section of website)  
 New Nessy product for only \$60 + GST!  
 It features all the fantastic computer games of the original but not the printable resources. Great for home use and to supplement schools with the full version. PC and Mac compatible and suitable for ages 7 – 14 approx.



**Maths** (also in Maths section of website)  
 Times Tables (designed by a leading expert on dyslexia and dyscalculia) is for ages 8 to adult. It helps you remember times tables by using images to work out and remember facts. Uses multi-sensory methods of voice, vision, hearing and touch, to aid learning. Windows only. Cost \$100 + GST for single user.



### Amazing Maths (maths section)

Uses addition, subtraction, multiplication and division, times tables and mental arithmetic in a maze game. Questions can be displayed horizontally or vertically and uses a minimum of language so is suitable for most ability levels. For use at home and school, ages 5 to adult and for special needs. Windows only. \$100 + GST for single CD, 4 CD's \$200 + GST

**Featured websites**



**Choices for October**

I have some craft ideas to keep you busy during the school holidays, drawing and origami. Origami is a traditional Japanese pastime where paper is folded to create wonderful shapes. Why not celebrate World Origami Day on October 24<sup>th</sup>!

<http://www.enchantedlearning.com/crafts/origami/>

**Enchanted learning** is a wonderful site full of great resources. Their origami page includes origami dolls, frogs, butterfly and whale. Use the jumping frogs to have frog jumping contests!



**Oriland - More origami**


<http://www.oriland.com/index.asp>  
 Just look what can be made using origami. Two artists made a “fantasy land” exhibition using more than 20.000 pieces of paper without cutting and gluing! Click on “origami studio” and find out how to make jewellery, plants, and boxes etc.



**Drawing**

<http://www.geocities.com/~jlhagan/K9-14/introduction.htm>

For those people who say they “can’t draw”, this website provides all the tuition they need. This free drawing site is for students who need to learn to draw and teachers who require practical lesson notes. Includes lessons quick sketching, perspective, shading etc.



**Sudoku for October**

The Sudoku grid has three main elements. There are 9 columns, 9 rows and 9 blocks. Using the numbers 1 through 9, the 81 squares in the grid must be filled so that every column, row and block contains the numbers 1 through 9. No number can repeat within any column, row or block. Good luck! The solution is on page 4 of this newsletter.

6	2		3					5
	9	5			2			
	3					7		
2					4		8	
			6	2	3			
	7		1					6
		6					1	
			4			6	7	
7					9		4	8

### Edith the poodle

Hi, I'm Edith, the Real Special mascot. This month I am wearing my cosy quilted blue waistcoat as I don't need my thick sweaters now the weather is getting warmer. I was just having 40 winks when my mum snapped this picture of me – its very tiring when you're a poodle to try to write this column!



There seem to have been such a lot of people ill just lately with colds and flu that I thought some "Doctor Doctor" jokes might cheer everyone up.

### Jokes

Doctor Doctor I've swallowed a bone.  
Are you choking?  
No, I really did!

Doctor, Doctor I think I'm a bell.  
Take these and if it doesn't help give me a ring!

Doctor Doctor I think I'm a moth.  
So why did you come around then?  
Well, I saw this light at the window...!

Doctor, Doctor I keep getting pains in the eye when I drink coffee  
Have you tried taking the spoon out?

Doctor, Doctor I feel like a spoon!  
Well sit still and don't stir!

Doctor, Doctor, I feel like a pack of cards.  
I'll deal with you later


Now if those jokes didn't make you feel better, you could always try resting and increasing your liquid intake. Warm tea with honey, or lemon and honey is a favorite human home remedy.



### Community information - New guide Maori children with hearing aids

Māori children with hearing aids have a new story book in te reo Māori to help them understand and take care of their hearing aids. Two to three of every thousand New Zealand children wear hearing aids, and Māori children are significantly more likely to have a hearing loss than other members of the community.

The Ō Taonga Whakarongo booklet provides useful tips about how to put your hearing aid on, how to take care of it, tips on use with computers – and a reminder to keep aids away from pets who often eat them! The Māori and English versions of the booklet can be viewed at [www.oticon.org.nz](http://www.oticon.org.nz) under "publications".



Products for the Deaf, such as vibrating alarm clocks and watches, smoke alarms and doorbells are in the Special Needs category on our website.

**Easy Guacamole Recipe**

As avocados are becoming more seasonal, why not try this easy, healthy recipe.

**Ingredients**

- 2 ripe avocados
- 1 small onion
- 1 teaspoon of garlic powder
- 1 small tomato
- Juice of 1 lemon (or you can use lime if you prefer)
- salt and pepper to taste

**Method**

Peel avocados and remove the pit / stone.  
 Peel and finely chop the onion.  
 Finely chop the tomato.  
 Mash the avocado in a bowl.  
 Stir the remaining ingredients into the avocado i.e. the tomato, garlic powder and onion.  
 Chilled the guacamole in the fridge.  
 Serve with tortillas and cut vegetable sticks of celery and carrots.  
 You can also serve it with homemade pita chips – see next recipe.



**Pita chips**

**Ingredients**

- 4 pita breads
- 150 g soft butter
- 2 teaspoons of garlic powder or green herb powder

**Method**

Cut the pita's in half to make 8 circles.  
 Mix the butter with the garlic or herb powder.  
 Spread the butter over the rough side of the pita bread.  
 Cut each circle into 8 triangles.  
 Bake in pre-heated oven at 160 degrees c, (325F or Gas mark 3) for about 20 minutes or until golden brown and crisp.  
 Cool on a rack before serving.

**Solution to Sudoku (from page 2)**

6	2	7	3	4	1	8	9	5
4	9	5	7	8	2	1	6	3
1	3	8	9	5	6	7	2	4
2	6	3	5	7	4	9	8	1
8	1	9	6	2	3	4	5	7
5	7	4	1	9	8	2	3	6
9	4	6	8	3	7	5	1	2
3	8	2	4	1	5	6	7	9
7	5	1	2	6	9	3	4	8

**Subscription notice.** You have received this free newsletter because you have requested to subscribe to it – thank you. Your privacy will be respected – we do not pass on your information to anyone. Please feel free to forward this email to any other interested people. Apologies if you do not want to be on our mailing list - if you wish to be removed, please contact us.